

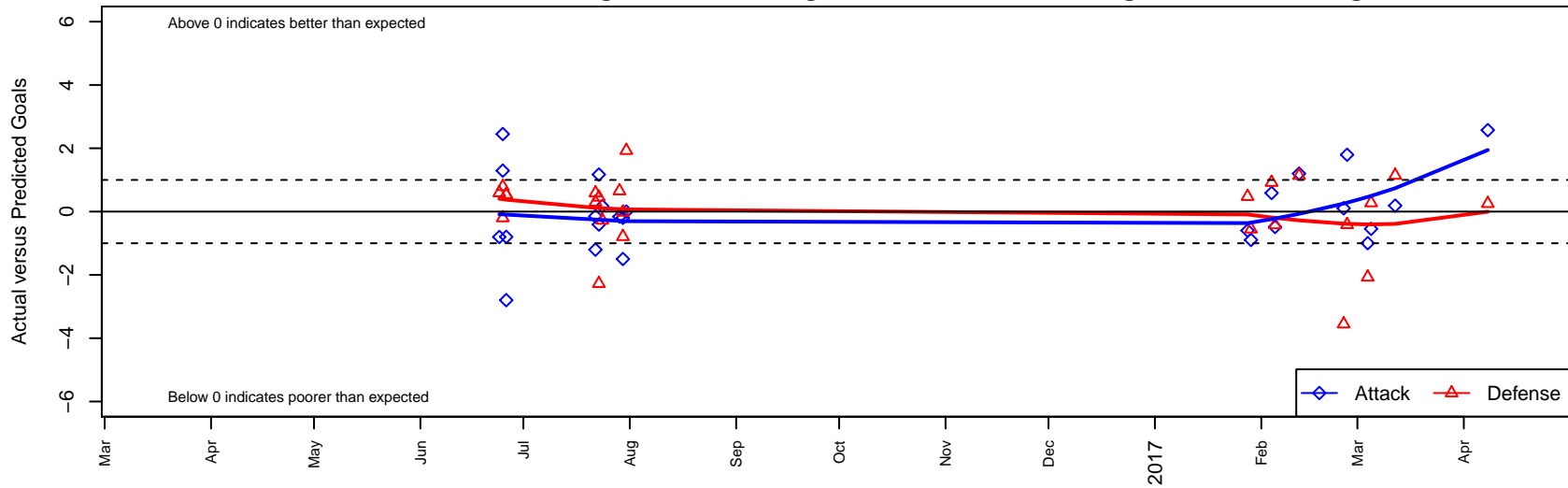
THUSC Xenon G01

Tualatin Hills United SC
 Tualatin Hills, OR
 G01 total strength=1437
 attack=10.22 defense=8.12
 spr league = Win OYS G01 Div 1 Red

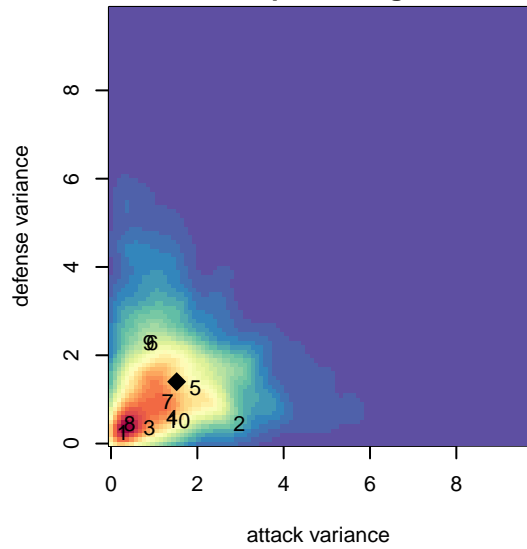
alt names used:
 THUSC Xenon

Venues played:
 2016 Clash At the Border Bronze U16
 2016 Oswego Nike Cup U16 Silver U16
 2016 Mt Hood Challenge U16 Gold/Silver
 2016 Win OYS G01 Division 1 Red
 2016 OYS Presidents Cup G01

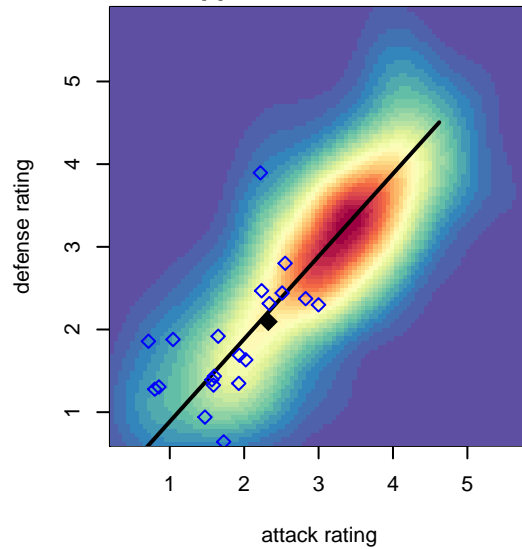
THUSC Xenon G01
 Dots are actual minus expected GF (blue circles) and GA (red triangles).
 Blue line is smoothed change in attack strength. Red is smoothed change in defense strength.



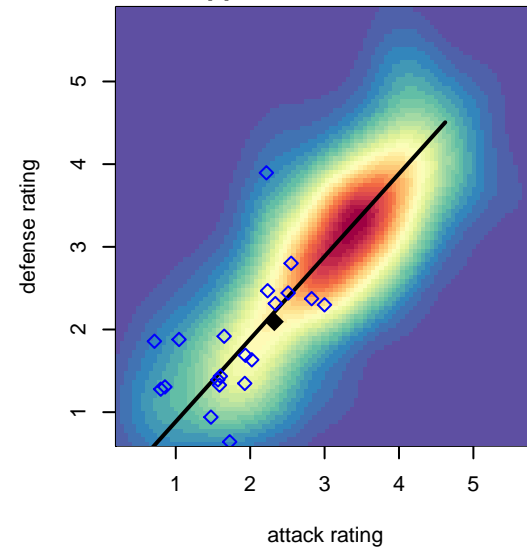
**attack and defense variance (black dot)
relative to other teams
and top 10 in region**



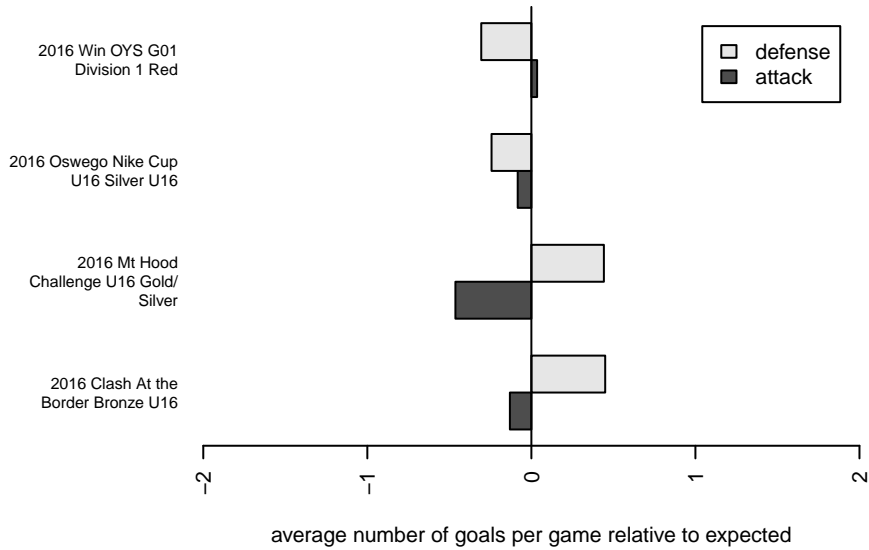
**attack and defense rating
relative to others at age
and all opponents in last 13 months**



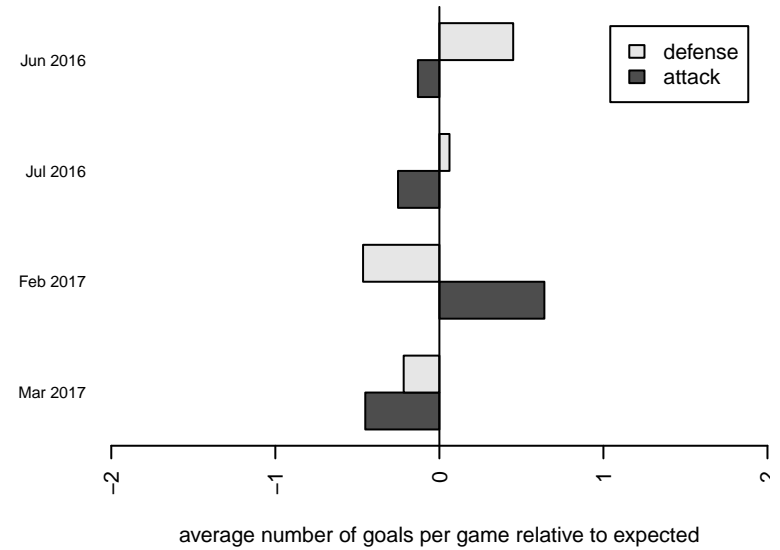
**attack and defense rating
relative to others at age
and all opponents in last 13 months**



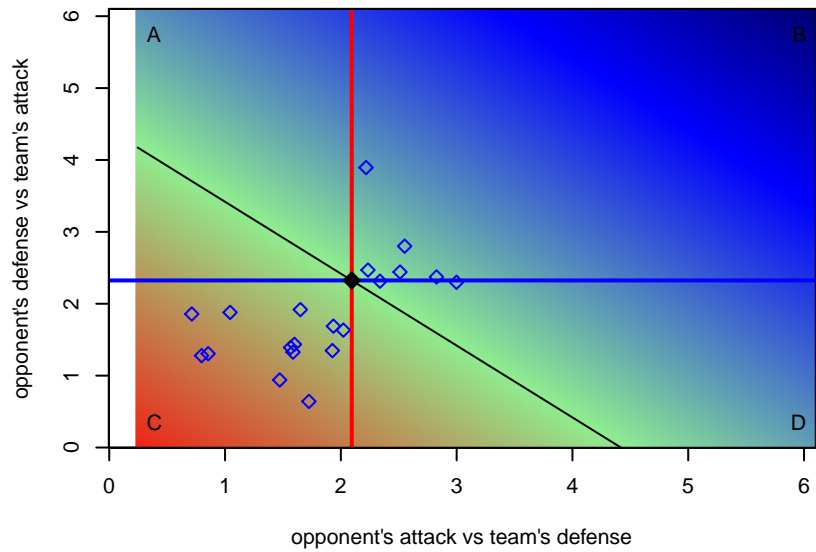
Performance relative to 13 month average



Performance relative to 13 month average



Distribution of opponents
 Red = Lose zone, Blue = Win zone, Green = Even
 Black line separates win/lose zones



lot. A=Neither has attack advantage, B=Opponent has both attack and defense advantage, C=Opponent has both attack and defense disadvantage, D=Both have

ite	home		away		venue	pred.home	pred.a
04-08	THUSC Xenon G01	5	TFA Willamette G01	0	2016 OYS Presidents Cup G01	2.43	0.25
03-12	Crossfire OR CUSC Red Power Rays G01	0	THUSC Xenon G01	1	2016 Win OYS G01 Division 1 Red	1.14	0.81
03-05	Cascade Rush G01	0	THUSC Xenon G01	2	2016 Win OYS G01 Division 1 Red	0.28	2.54
03-04	Pacific FC Ice G01	4	THUSC Xenon G01	0	2016 Win OYS G01 Division 1 Red	1.93	1.00
02-26	Capital FC Timbers Black G01	1	THUSC Xenon G01	4	2016 Win OYS G01 Division 1 Red	0.59	2.20
02-25	PCU Red 1 G01	5	THUSC Xenon G01	1	2016 Win OYS G01 Division 1 Red	1.45	0.90
02-12	THUSC Xenon G01	2	FC Portland White G01	0	2016 Win OYS G01 Division 1 Red	0.80	1.14
02-05	THUSC Xenon G01	1	Westside Timbers Copa TS G01	1	2016 Win OYS G01 Division 1 Red	1.49	0.58
02-04	THUSC Xenon G01	2	Pacific FC Blue G01	0	2016 Win OYS G01 Division 1 Red	1.41	0.92
01-29	THUSC Xenon G01	0	PCU Red 1 G01	2	2016 Win OYS G01 Division 1 Red	0.90	1.45
01-28	THUSC Xenon G01	0	Crossfire OR Blue II G01	1	2016 Win OYS G01 Division 1 Red	0.60	1.48
07-31	THUSC Xenon G01	1	Pacific FC Ice G01	0	2016 Mt Hood Challenge U16 Gold/Silver	1.00	1.93
07-30	THUSC Xenon G01	0	Vision SC White G01	1	2016 Mt Hood Challenge U16 Gold/Silver	1.50	0.21
07-30	Mustang Rampage G01	1	THUSC Xenon G01	0	2016 Mt Hood Challenge U16 Gold/Silver	0.98	0.20
07-29	Kent United White G01	0	THUSC Xenon G01	2	2016 Mt Hood Challenge U16 Gold/Silver	0.65	2.16
07-24	WA East G01	2	THUSC Xenon G01	1	2016 Oswego Nike Cup U16 Silver U16	1.73	0.83
07-23	WA East G01	4	THUSC Xenon G01	2	2016 Oswego Nike Cup U16 Silver U16	1.73	0.83
07-23	THUSC Xenon G01	2	Crossfire OR CUSC Black Eruption G01	0	2016 Oswego Nike Cup U16 Silver U16	2.41	0.45
07-22	Capital FC Timbers Black G01	0	THUSC Xenon G01	1	2016 Oswego Nike Cup U16 Silver U16	0.59	2.20
07-22	Crossfire OR Blue III G01	0	THUSC Xenon G01	1	2016 Oswego Nike Cup U16 Silver U16	0.30	1.15
06-26	PCU Black G01	0	THUSC Xenon G01	0	2016 Clash At the Border Bronze U16	0.53	2.80
06-26	THUSC Xenon G01	2	PCU Black G01	0	2016 Clash At the Border Bronze U16	2.80	0.53
06-25	Washington Timbers White 1 G01	0	THUSC Xenon G01	5	2016 Clash At the Border Bronze U16	0.79	2.55
06-25	THUSC Xenon G01	3	BSC Hood River Gold G01	1	2016 Clash At the Border Bronze U16	1.71	0.80
06-24	THUSC Xenon G01	4	ISC Gunners B G01	0	2016 Clash At the Border Bronze U16	4.80	0.59